






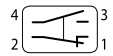

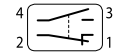
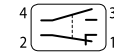
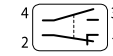
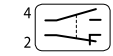
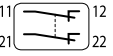


# Schaltbau Snap-Action Switches

→ [www.schaltbau.info/switches](http://www.schaltbau.info/switches)

Product		S800	S820	S826	S926	S847	S947	S850
								
Circuit diagram								
Contact configuration		Form Za	Form Zb	Form Zb	Form Zb	Form Zb	Form Zb	Double NC contacts
Positive opening operation (VDE)		☑	☑	☑	☑	☑	☑	☑
Self-cleaning contacts		---	☑	☑	☑	☑	☑	☑
2 galvanically isolated contact bridges		---	☑	☑	☑	☑	☑	☑
Double-break contacts		☑	☑	☑	☑	☑	☑	☑
Blow-out magnets, optional		☑	☑	☑	☑	☑	☑	☑
IP rating (contacts / terminals)	IP40 / IP00 IP60 / IP00 IP67 / IP00 IP67 / IP67	☑	☑	☑	☑	☑ ☑ ☑ ☑ ☑	☑ ☑ ☑ ☑ ☑	☑
Ambient temperature	IP40 / IP00 IP60 / IP00 IP67 / IP00 IP67 / IP67	-40°C / +85°C	-40°C / +85°C	-40°C / +85°C	-55°C / +85°C	-40°C / +85°C -40°C / +85°C -40°C / +85°C -20°C / +85°C	-55°C / +120°C -55°C / +85°C -55°C / +85°C -40°C / +85°C	-55°C / +85°C
Mechanical endurance	IP40 / IP00 IP60 / IP00 IP67 / IP00 IP67 / IP67	10 million cycles	1 million cycles	10 million cycles	10 million cycles	10 million cycles 5 million cycles 5 million cycles 5 million cycles	10 million cycles 5 million cycles 5 million cycles 5 million cycles	1.5 million cycles
Thermal current I <sub>th</sub>		10 A	20 A	10 A	10 A	10 A	10 A	10 A
Rated insulation voltage U <sub>i</sub>	EN 60947 UL 508	400 V 300 V	400 V ---	400 V 300 V	400 V 300 V	400 V 300 V	400 V 300 V	400 V 300 V
Utilization category	EN 60947 UL 508	AC-15: 230 V / 3.0 A DC-13: 110 V / 1.0 A	AC-15: 230 V / 5.0 A DC-13: 110 V / 1.0 A	AC-15: 230 V / 1.0 A DC-13: 110 V / 0.5 A	AC-15: 230 V / 1.0 A DC-13: 110 V / 0.5 A	AC-15: 230 V / 1.5 A DC-13: 110 V / 1.0 A	AC-15: 230 V / 1.5 A DC-13: 110 V / 1.0 A	AC-15: 230 V / 1.5 A DC-13: 24V / 1.5 A
		AC: 240 V / 8A GP	---	AC: 240 V / 1 A	AC: 240 V / 1 A	AC: 240 V / 1.5 A DC: 120 V / 1.0 A	AC: 240 V / 1.5 A DC: 120 V / 1.0 A	AC: 240 V / 4A GP
Vibration Resistance EN 60068-2-6	IP40 / IP00 IP60 / IP00 IP67 / IP00 IP67 / IP67	30 g	50 g	10 g	10 g	30 g 30 g 30 g 8 g	30 g 30 g 30 g 8 g	15 g
Shock resistance EN 60068-2-27	IP40 / IP00 IP60 / IP00 IP67 / IP00 IP67 / IP67	80 g	60 g	30 g	30 g	50 g 50 g 50 g 20 g	50 g 50 g 50 g 20 g	30 g
Housing	Material Contacts	PC Silver / Gold	PESU Silver	PC Silver / Gold	PEI Silver / Gold	PC Silver / Gold	PEI Silver / Gold	PC Silver / Gold
Approvals		VDE / UL / CCC / EAC	VDE / CCC / EAC	VDE / UL / CCC / EAC	VDE / UL / CCC / EAC	VDE / UL / CCC / EAC	VDE / UL / CCC / EAC	VDE / UL / CCC / EAC
Flammability rating		UL 94V-0	UL 94V-0	UL 94V-0	UL 94V-0	UL 94V-0	UL 94V-0	UL 94V-0
Catalogue		D20	D20	D26	D26	D47	D47	D50













Note: Data valid for new switches with silver contacts under laboratory conditions and at room temperature, unless otherwise mentioned.

Schaltbau GmbH • Hollerithstrasse 5 • 81829 Munich • Germany

D2149/2402/0 Specifications are subject to alteration without prior notice.

# Schaltbau Snap-Action Switches

→ [www.schaltbau.info/switches](http://www.schaltbau.info/switches)

Product		S840	S870	S970	S880	S804	S814
							
Circuit diagram							
Contact configuration		Form C	Form C	Form C	Form C	Form Za	Form Za
Positive opening operation (VDE)		☑	☑	☑	☑	☑	---
Self-cleaning contacts		☑	☑	☑	☑	☑	☑
2 galvanically isolated contact bridges		---	---	---	---	---	---
Double-break contacts		---	---	---	---	☑	☑
Blow-out magnets, optional		---	---	---	---	---	---
IP rating (contacts / terminals)	IP40 / IP00 IP60 / IP00 IP67 / IP00 IP67 / IP67	☑	☑ ☑ ☑	☑ ☑ ☑	☑ ☑ ☑ ☑	☑	☑
Ambient temperature	IP40 / IP00 IP60 / IP00 IP67 / IP00 IP67 / IP67	-40°C / +85°C	-40°C / +85°C -40°C / +85°C ---	-55°C / +150°C -55°C / +150°C ---	-40°C / +85°C -25°C / +85°C -25°C / +85°C Leads: -25°C / +85°C Cable: -30°C / +85°C	-40°C / +85°C	-40°C / +85°C
Mechanical endurance	IP40 / IP00 IP60 / IP00 IP67 / IP67	10 million cycles	10 million cycles 5 million cycles 5 million cycles	10 million cycles 5 million cycles 5 million cycles	1.5 million cycles	10 million cycles	10 million cycles
Thermal current I <sub>th</sub>		6 A	10 A	10 A	6 A	10 A	10 A
Rated insulation voltage U <sub>i</sub>	EN 60947 UL 508	250 V 300 V	250 V 300 V	250 V 300 V	250 V at PD2 / 125 V at PD3 300 V	400 V ---	250 V ---
Utilization category	EN 60947 UL 508	AC-15: 230 V / 1.5 A ---	AC-15: 230 V / 1.5 A DC-13: 60 V / 0.5 A	AC-15: 230 V / 1.5 A DC-13: 60 V / 0.5 A	AC-15: 230 V / 1.0 A DC-13: 60 V / 0.5 A	AC-15: 230 V / 3.0 A DC-13: 110 V / 1.0 A	AC-15: 230 V / 1.0 A DC-13: 60 V / 0.5 A
Vibration Resistance EN 60068-2-6	IP40 / IP00 IP60 / IP00 IP67 / IP67	5 g	50 g	50 g	50 g	30 g	20 g
Shock resistance EN 60068-2-27	IP40 / IP00 IP60 / IP00 IP67 / IP67	15 g	70 g	70 g	50 g	80 g	50 g
Housing Material Contacts		PC Silver / Gold	PC Silver / Gold	PEI Silver / Gold	PC Silver / Gold	PC Silver / Gold	PC Silver / Gold
Approvals		VDE / UL	VDE / UL / CCC / EAC	VDE / UL / CCC / EAC	VDE / UL / CCC / EAC	VDE / UL / CCC / EAC	EAC
Flammability rating		UL 94V-0	UL 94V-0	UL 94V-0	UL 94V-0	UL 94V-0	UL 94V-0
Catalogue		D40	D70	D70	D80	D20	D20

Note: Data valid for new switches with silver contacts under laboratory conditions and at room temperature, unless otherwise mentioned.

Schaltbau GmbH • Hollerithstrasse 5 • 81829 Munich • Germany

D2149/2402/0 Specifications are subject to alteration without prior notice.